

## Clark County School District How to Access a Campus Parent Account Campus Parent

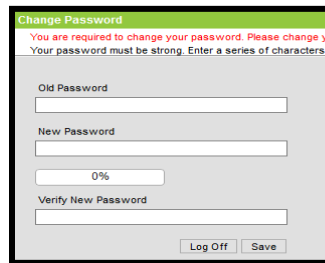
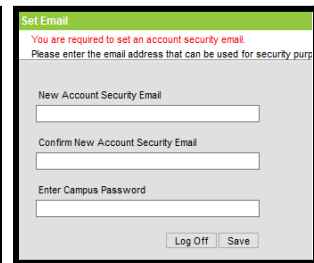
### **Campus Parent Accounts**

The purpose of this document is to provide guidance on how to access a Campus Parent portal or mobile app account. Campus Parent accounts are created by the Campus Liaison. Find further information at <https://ccsd.net/parents/infinite-campus.php>.

### **Instructions-How to Access a Campus Parent Account**


PATH: Campus Parent

1. Contact the student's school Campus Liaison to create a new account (e.g., username and password).
2. Navigate to <https://campus.ccsd.net/campus/portal> or the Mobile App.
3. Select **Campus Parent**.
4. Enter the **Parent Username** and **Password**.
5. (Optional) Select **Stay logged in** to avoid logging in each time the mobile app is launched.
6. Select **Log In**.
7. Prompts to change the Password and add an Account Security Email appear upon the initial login.
8. An email notification will be sent to the Account Security Email.
9. Validate the Infinite Campus User Account email address.

### **(Optional) Instructions-Install Campus Parent/Campus Student Mobile App**

1. Download the application from the Apple App Store or Google Play Store.
2. Enter **CCSD** as the **District Name**.
3. Choose **Nevada**.
4. Select **Search District**.
5. Select **Clark County**.



### **Contact Information**

Contact the Portal Help Desk at [portalsupport@nv.ccsd.net](mailto:portalsupport@nv.ccsd.net) or call (702) 799-7678 for assistance.