



***STRUCK OR BITTEN OR  
INJURED BY....***

# BY THE NUMBERS.....

## 2010

- #3 IN WC CLAIMS FOR MAINTENANCE
- 3 WC CLAIMS FOR 2010
- \$2,456 INCURRED

## 2011

- #5 IN WC CLAIMS FOR MAINTENANCE
- 1 CLAIM THUS FAR FOR 2011
- \$550 INCURRED

# AVOIDING A BEE STING

- STAND STILL, MOST TIMES THEY AREN'T ATTACKING, THEY'RE JUST CURIOUS ABOUT YOUR SMELL & WHY YOU'RE NEAR THEIR HOME
- FAST MOVEMENTS MAKE YOU THE AGGRESSOR
- IF A BEE HAS BEEN AROUND FOR MORE THAN A MINUTE YOU'RE IN ITS TERRITORY. LEAVE THE AREA. JOG IN A STRAIGHT LINE FOR A FEW SECONDS TO GAIN DISTANCE. BEES GIVE UP THE CHASE IF YOU'RE TOO FAR AWAY.
- DON'T ZIG ZAG, THE BEE CAN FOLLOW YOUR SCENT & ZIGZAGGING MAKES FOR A LOT OF RUNNING BUT NOT A LOT OF DISTANCE.




# AVOIDING A BEE STING



- A CIRCLING BEE ISN'T MAD, ITS SCENT GLANDS MAY BE AGITATED BY A GROOMING PRODUCT, ITS SIMPLY SEEKING THE SOURCE
- A BEE DOESN'T KNOW WHAT YOUR ROLLED UP NEWSPAPER IS. ALL YOUR DOING IS MAKING IT MAD AT CLOSE RANGE.
- ***BAD MOVE...*** BEES ARE HAPPY TO FOLLOW YOUR SCENT TO THE WATER & STING YOUR FACE WHEN YOU RESURFACE.

# “PRIMARY STINGERS”

- HORNET- SLEEK, USUALLY NESTS IN TREES, CAN STING MULTIPLE TIMES
- WASP-SLEEK, AERIAL OR BURIED NEST, CAN STING MULTIPLE TIMES
- YELLOW JACKET-DISTINCTIVE BLACK & YELLOW-BANDED WASP, AERIAL OR BURIED NEST, CAN STING MULTIPLE TIMES



# “PRIMARY STINGERS”

- BUMBLEBEE- BIG, FUZZY, SLOW FLYER; BURIED NEST, CAN STING MULTIPLE TIMES
- HONEYBEE- RELATIVELY SMALL, NESTS IN TREES & WOOD, STINGS ONCE.



# Consider Dust Mites


- **They're invisible to the naked eye, but not to your health**



- Found in most every home or business
- Live in the fine layer of dust that continually settles on any surface
- Are nearly impossible to see
- Astoundingly, up to 500 dust mites can be found in a single gram of particulate dust.

# “RECIPES FOR RELIEF”

- INSECT BITES: **REMEDY-** APPLE-CIDER VINEGAR DAB THE VINEGAR ONTO EACH BITE WITH A PAPER TOWEL. THE ACIDITY WILL HELP REDUCE SWELLING & CURB YOUR URGE TO SCRATCH.





# Preventing Insect Stings.....

- Workers should take the following steps to prevent insect stings:
- Wear light-colored, smooth-finished clothing.
- Avoid perfumed soaps, shampoos, and deodorants.
  - Don't wear cologne or perfume.
  - Avoid bananas and banana-scented toiletries.
- Wear clean clothing and bathe daily. (Sweat may anger bees.)
- Wear clothing to cover as much of the body as possible.
- Avoid flowering plants when possible.
- Keep work areas clean. Social wasps thrive in places where humans discard food.
- Remain calm and still if a single stinging insect is flying around. (Swatting at an insect may cause it to sting.)

# Preventing Insect Stings.....

- If you are attacked by several stinging insects at once, run to get away from them. (Bees release a chemical when they sting, which may attract other bees.)
  - Go indoors.
  - A shaded area is better than an open area to get away from the insects.
  - If you are able to physically move out of the area, do not attempt to jump into water. Some insects (particularly Africanized Honey Bees) are known to hover above the water, continuing to sting once you surface for air.

## Preventing Insect Stings.....

- If a bee comes inside your vehicle, stop the car slowly, and open all the windows.
- Workers with a history of severe allergic reactions to insect bites or stings should consider carrying an epinephrine auto injector (EpiPen) and should wear a medical identification bracelet or necklace stating their allergy.

# FIRST AID

If a worker is stung by a bee, wasp, or hornet:

- Have someone stay with the worker to be sure that they do not have an allergic reaction.
- Wash the site with soap and water.
- Remove the stinger using gauze wiped over the area or by scraping a fingernail over the area.
  - Never squeeze the stinger or use tweezers.
- Apply ice to reduce swelling.
- Do not scratch the sting as this may increase swelling, itching, and risk of infection.

# SCORPIONS

- Scorpions usually hide during the day and are active at night. They may be hiding under rocks, wood, or anything else lying on the ground. Some species may also burrow into the ground. Most scorpions live in dry, desert areas.



## **Symptoms of a scorpion sting may include:**

- A stinging or burning sensation at the injection site (very little swelling or inflammation)
- Positive "tap test" (i.e., extreme pain when the sting site is tapped with a finger)
- Restlessness
- Convulsions
- Roving eyes
- Staggering gait
- Thick tongue sensation
- Slurred speech
- Drooling
- Muscle twitches
- Abdominal pain and cramps
- Respiratory depression
- These symptoms usually subside within 48 hours, although stings from a bark scorpion can be life-threatening



# Preventing Scorpion Stings

- Workers should take the following steps to prevent scorpion stings:
- Wear long sleeves and pants.
- Wear leather gloves.
- Shake out clothing or shoes before putting them on.
- Workers with a history of severe allergic reactions to insect bites or stings should consider carrying an epinephrine auto injector (EpiPen) and should wear a medical identification bracelet or necklace stating their allergy.

# FIRST AID FOR SCORPION STINGS

- Workers should take the following steps if they are stung by a scorpion:
- Contact a qualified health care provider or poison control center for advice and medical instructions.
- Ice may be applied directly to the sting site (never submerge the affected limb in ice water).
- Remain relaxed and calm.
- Do not take any sedatives.
- Capture the scorpion for identification if it is possible to do so safely.






# BLACK WIDOW SPIDER



- Black widow spiders are considered the most venomous spiders in North America.
- Its venom is reported to be 15 times stronger than a rattlesnake's. In humans, bites produce muscle aches, nausea, and a paralysis of the diaphragm that can make breathing difficult

# BROWN RECLUSE SPIDER



- Call...
- First, apply ice on the injury in order to lessen the pain and swelling.
- Whenever possible, place the bitten part of the body above your heart.
- Wash the entire area with cool water and soap -do not use warm water.
- Put sterilized bandages on the injury.
- Stay calm --nervous states help the venom spread inside your body.
- Try ibuprofen, naproxen, or similar anti-inflammatory drugs to relieve the pain.



# BROWN RECLUSE SPIDER

- **The symptom caused by the bite of the Brown Recluse Spider varies according to the age of the victim.**
- The bites are usually more dangerous in kids, young adults and third age people. The symptoms are also conditioned by the standard of life, thus being more severe in poorly fed people. At first, the bite appears in the area is swollen all around the bite. This area expands, changes to red and the skin appears to harden. The victim shows other symptoms such as fever, shivering, nausea and vomits.



# Recluses Bites



- The Recluses bites are often located in the lower members. These spiders tend to bite only the people who mess with them. The bites on faces and hands are also very common in human beings. **Generally, the bite is painless** and its consequences appear later and they are not related to the bite of the spider. It can also cause local pain or stinging, followed by a blister surrounded by swollen skin of 1-2 cm. Pain can be slight at the very beginning and increase gradually.

# Snake Bite Safety and Prevention Tips

- Bites occur most often in between March and October when snakes are most active
- Keep walkways clear of brush, flowers and shrubs.
- Clean up any spilled food, fruit or bird seed, which can attract rodents—and therefore snakes—to your yard.
- Snakes can strike across a distance equal to about half their body length. If you see a snake, head back the way you came.
- Familiarize yourself with snakes who are common in your area. In the event of a bite, identifying the type of snake may help with your pet's treatment.



# Some Vegas Snakes...

- Mojave Rattlesnake
- Texas Coral
- Grand Canyon Rattlesnake
- Western Ground
- Mojave Patch-nosed
- Regal Ring Neck
- Mojave Shovel Nosed
- Western Thread-snake

**\*\*\*\*\*OF THE 18 SNAKES IN VEGAS, 3 ARE VENOMOUS\*\*\*\*\***



# IF YOU'RE BITTEN.....

---

- Get away from the snake to prevent a second bite or a second victim. Snakes can continue to bite and inject venom with successive bites until they run out of venom.
- Identify or be able to describe the snake, but only if it can be done without significant risk for a second bite or a second victim.
- Safely and rapidly transport the victim to an emergency medical facility unless the snake has positively been identified as harmless (nonvenomous). Remember, misidentification could be fatal. A bite without initial symptoms can still be dangerous or even fatal.
- **Do NOT** cut and suck. Cutting into the bite site can damage underlying organs, increase the risk of infection, and does not result in venom removal.
- **Do NOT** use ice. Ice does not deactivate the venom and can cause [frostbite](#) .
- **Do NOT** use electric shocks. The shocks are not effective and could cause [burns](#) or electrical problems to the heart.
- **Do NOT** use alcohol. Alcohol may deaden the pain, but it also makes the local blood vessels bigger, which can increase venom absorption.
- **Do NOT** use tourniquets or constriction bands. These have not been proven effective, may cause increased tissue damage, and could cost the victim a limb.



# QUIZ... QUESTION #1

1. How many documented species of spiders are there?

400

4,000

40,000

400,000

- Although a little fewer than 40,000 species of spiders have been named, it is thought that there could be as many as 100,000 different species lurking out there!
- **40,000** is the correct answer.



## QUIZ.... QUESTION #2

• **True or False:  
Tarantula bites are deadly???**

• Tarantula bites hurt & are a little more painful than the sting of a wasp.

• FALSE is the correct answer



## QUIZ.... QUESTION #3

- In Cambodia, fried tarantulas are considered a delicacy. They are said to taste similar to what more common snack?
- Polos
- Popcorn
- Peanuts
- Twiglets
- PEANUTS IS CORRECT!!!

# QUIZ.... QUESTION #4

- Name one of two places where spiders do not live?

- A: Iceland
- B: Greenland
- C: Antarctica
- D: Bermuda

**ANTARCTICA IS THE LISTED ANSWER.....**



**THE ARTIC IS THE 2<sup>ND</sup> LOCATION**

# PREVENTION.....

- **BE AWARE OF YOUR SURROUNDINGS**
- **STOP, LOOK & LISTEN FOR CRITTERS THAT CAN BITE!!!!**
- IF YOUR GOING INTO AN ELECTRICAL OR SPRINKLER ROOM WITH COB WEBS
- LIFTING BOULDERS/ROCKS
- UNDER BUSHES, TREE BRANCHES
- EXPECT TO SEE EVERYTHING WITH THE WARMER WEATHER WHICH IS WHEN THEY ALL ARE ON THE MOVE

**BUT DON'T FORGET  
ALL BITES ARE NOT NECESSARILY BAD!**

