


© Clark County School District
 Guide for Benchmarks
GRADE FOUR MATHEMATICS

NUMBERS, NUMBER SENSE, AND COMPUTATION						
NV Standards	First Trimester		Second Trimester		Third Trimester	
	6 weeks	12 weeks	18 weeks	24 weeks	30 weeks	36 weeks
1.4.6					Read, write, order, and compare numbers from 0-999, 999 [1.1]	
1.4.7	Round numbers to the nearest tens, hundreds, or thousands and use estimation to determine the reasonableness of answers [1.3]			→		→
1.4.8					Identify and use place value positions up to 100,000 [1.4]	
1.4.5	Model and explain division including as repeated subtraction [1.5]			→		→
1.4.5					Multiply multi-digit numbers by one-digit numbers with regrouping [1.20]	
1.4.5					Divide a multi-digit number by a one-digit number with or without a remainder	
			Describe and use the process and properties of addition, subtraction, multiplication, and division, including correct notations and related words [1.7]			→
1.4.1			Immediately recall and use basic facts of multiplication and division through the 12's [1.16]			→
	Add and subtract multi-digit numbers with and without regrouping [1.18]			→		→
	Multiply by multiples of ten or a hundred [1.19]			→		→
1.4.4					Multiply and divide money amounts by a one-digit whole number producing a solution with no remainder [1.28]	

KEY

 A shaded box indicates the 12-week period when students should be proficient in and accountable for the designated concept/skill.


 An arrow indicates mastery of the skill/concept will be maintained through teacher review and guided and independent practice.

© Clark County School District
 Guide for Benchmarks
GRADE FOUR MATHEMATICS

NUMBERS, NUMBER SENSE, AND COMPUTATION (continued)						
NV Standards	First Trimester		Second Trimester		Third Trimester	
	6 weeks	12 weeks	18 weeks	24 weeks	30 weeks	36 weeks
1.4.7			Use a variety of appropriate strategies to estimate, compute, and solve mathematical and real-world problems [1.31]		→	
1.4.3			Generate and solve two-step addition, subtraction, and one-step multiplication, and division problems based on practical situations using pencil and paper, mental computation, and estimation [1.29]		→	
1.4.9			Identify and compare fractions with like denominators using numbers and drawings [1.14]		→	

PATTERNS, FUNCTIONS, AND ALGEBRA						
NV Standards	First Trimester		Second Trimester		Third Trimester	
	6 weeks	12 weeks	18 weeks	24 weeks	30 weeks	36 weeks
2.4.1	Identify, describe and represent numeric and geometric patterns and relationships [2.3]		→		→	
2.4.3			Find solutions to given equalities and variable expressions (open sentences) from a given replacement set (e.g., find the solution to $3 \times 7 = \underline{\quad}$, given the replacement set {19, 20, 21}) [2.5]		→	
2.5.4			Use variables			

KEY


 A shaded box indicates the 12-week period when students should be proficient in and accountable for the designated concept/skill.


→ An arrow indicates mastery of the skill/concept will be maintained through teacher review and guided and independent practice.

© Clark County School District
 Guide for Benchmarks
GRADE FOUR MATHEMATICS

MEASUREMENT						
NV Standards	First Trimester		Second Trimester		Third Trimester	
	6 weeks	12 weeks	18 weeks	24 weeks	30 weeks	36 weeks
3.3.3			Estimate measurements [length (including perimeter) weight/mass, volume (capacity), time, temperature, and area using standard measuring devices (English and metric)] with appropriate precision [3.1]			→
3.4.2			Measure and compare length in inches, feet, yards, and miles to the nearest fractional part (1/4, 1/2); convert within this system of measurement [3.2]			→
3.4.2			Measure and compare lengths in metric units (millimeter, centimeter, meter, kilometer); convert within metric system of measurement [3.3]			→
3.4.4					Determine totals for monetary amounts in problem solving situations [3.4]	
3.4.3 3.4.5	Describe and determine the perimeter and area of polygons [3.5]			→		→
3.4.3 3.4.5	Describe and determine the perimeter and area of rectangles (including squares) [3.6]			→		→
3.4.3 3.4.5	Communicate the difference between perimeter and area [3.7]					

KEY

 A shaded box indicates the 12-week period when students should be proficient in and accountable for the designated concept/skill.

 An arrow indicates mastery of the skill/concept will be maintained through teacher review and guided and independent practice.


© Clark County School District
 Guide for Benchmarks
GRADE FOUR MATHEMATICS


SPATIAL RELATIONSHIPS AND GEOMETRY						
NV Standards	First Trimester		Second Trimester		Third Trimester	
	6 weeks	12 weeks	18 weeks	24 weeks	30 weeks	36 weeks
4.4.4					Identify, describe, and classify two- and three-dimensional figures by properties including the number of vertices (corners), edges, and shapes of faces using models [4.2]	
4.4.6					Identify, describe, and draw basic plane figures (points, lines, line segments, rays, and angles) [4.3]	
4.4.6					Identify, describe, compare, and draw intersecting and parallel lines [4.4]	
4.4.1					Identify, draw, and classify angles (acute, right, obtuse) according to their measurements [4.5]	
4.4.2					Use motion geometry (including flips, turns, and slides) to examine the concepts of symmetry, similarity, and congruence [4.7]	
4.5.4					Describe geometric patterns, and relationships	

DATA ANALYSIS						
NV Standards	First Trimester		Second Trimester		Third Trimester	
	6 weeks	12 weeks	18 weeks	24 weeks	30 weeks	36 weeks
5.4.1			Collect, organize, display, describe, and interpret simple data using number lines, pictographs, bar graphs, and frequency tables [5.1]		→	

DATA ANALYSIS (continued)

KEY

 A shaded box indicates the 12-week period when students should be proficient in and accountable for the designated concept/skill.

 An arrow indicates mastery of the skill/concept will be maintained through teacher review and guided and independent practice.


© Clark County School District
 Guide for Benchmarks
GRADE FOUR MATHEMATICS


NV Standards	First Trimester		Second Trimester		Third Trimester	
	6 weeks	12 weeks	18 weeks	24 weeks	30 weeks	36 weeks
5.4.2					Conduct simple probability experiments using concrete materials and represent the results using fractions [5.3]	
5.3.2					Apply probability concepts and counting rules [5.4]	
5.5.4					Understand and apply measures of central tendency and variability [5.5.7]	

PROBLEM SOLVING						
NV Standards	First Trimester		Second Trimester		Third Trimester	
	6 weeks	12 weeks	18 weeks	24 weeks	30 weeks	36 weeks
6.4.1	←	Select and apply strategies to solve a variety of practical math problems [6.1]				→
6.4.2	←	Apply previous experience to new problems [6.2]				→
6.4.5	←	Interpret, and evaluate results [6.3]				→
6.4.10	←	Select efficient problem-solving strategies, ensure reasonableness [6.6]				→

MATHEMATICAL COMMUNICATION						
NV Standards	First Trimester		Second Trimester		Third Trimester	
	6 weeks	12 weeks	18 weeks	24 weeks	30 weeks	36 weeks
7.4.5	←	Identify and translate key words and phrases that imply mathematical operations [7.3]				→
7.4.8	←	Use physical materials, models, pictures, or writing to represent mathematical ideas [7.4]				→

KEY

 A shaded box indicates the 12-week period when students should be proficient in and accountable for the designated concept/skill.


 An arrow indicates mastery of the skill/concept will be maintained through teacher review and guided and independent practice.

© Clark County School District
 Guide for Benchmarks
GRADE FOUR MATHEMATICS

MATHEMATICAL REASONING						
NV Standards	First Trimester		Second Trimester		Third Trimester	
	6 weeks	12 weeks	18 weeks	24 weeks	30 weeks	36 weeks
8.4.4	←	Use patterns and relationships to solve problems [8.2]				→
8.4.6	←	Apply deductive and inductive reasoning [8.4]				→
8.4.11	←	Determine relevant, sufficient information to solve problems [8.7]				→

MATHEMATICAL CONNECTIONS						
NV Standards	First Trimester		Second Trimester		Third Trimester	
	6 weeks	12 weeks	18 weeks	24 weeks	30 weeks	36 weeks
9.4.3	←	Use models, charts, and graphs to interpret information and solve problems [9.3]				→

KEY

 A shaded box indicates the 12-week period when students should be proficient in and accountable for the designated concept/skill.

 An arrow indicates mastery of the skill/concept will be maintained through teacher review and guided and independent practice.