




**CLARK COUNTY SCHOOL DISTRICT**  
**Fiscal Year 2025 -- School Administrators and Professional-Technical Employees Base Salary Schedule**  
**Monthly Salaries for 12-MONTH Employees (plus \$2,000 per annum for Doctorate)**  
**Salary Increase of 3%**

STEP	COLUMN 																			
	A	A1	B	B1	C	C1	D	D1	E	E1	F	F1	G	G1	H	H1	I	I1	J	J1
36	5,863	6,030	6,150	6,317	6,466	6,633	6,780	6,947	7,115	7,282	7,480	7,647	7,849	8,016	8,246	8,413	8,662	8,829	9,096	9,263
37	6,150	6,317	6,466	6,633	6,780	6,947	7,115	7,282	7,480	7,647	7,849	8,016	8,246	8,413	8,662	8,829	9,096	9,263	9,536	9,703
38	6,466	6,633	6,780	6,947	7,115	7,282	7,480	7,647	7,849	8,016	8,246	8,413	8,662	8,829	9,096	9,263	9,536	9,703	10,014	10,181
39	6,780	6,947	7,115	7,282	7,480	7,647	7,849	8,016	8,246	8,413	8,662	8,829	9,096	9,263	9,536	9,703	10,014	10,181	10,512	10,679
40	7,115	7,282	7,480	7,647	7,849	8,016	8,246	8,413	8,662	8,829	9,096	9,263	9,536	9,703	10,014	10,181	10,512	10,679	11,043	11,210
41	7,480	7,647	7,849	8,016	8,246	8,413	8,662	8,829	9,096	9,263	9,536	9,703	10,014	10,181	10,512	10,679	11,043	11,210	11,593	11,760
42	7,849	8,016	8,246	8,413	8,662	8,829	9,096	9,263	9,536	9,703	10,014	10,181	10,512	10,679	11,043	11,210	11,593	11,760	12,162	12,329
43	8,246	8,413	8,662	8,829	9,096	9,263	9,536	9,703	10,014	10,181	10,512	10,679	11,043	11,210	11,593	11,760	12,162	12,329	12,773	12,940
44	8,662	8,829	9,096	9,263	9,536	9,703	10,014	10,181	10,512	10,679	11,043	11,210	11,593	11,760	12,162	12,329	12,773	12,940	13,418	13,585
45	9,096	9,263	9,536	9,703	10,014	10,181	10,512	10,679	11,043	11,210	11,593	11,760	12,162	12,329	12,773	12,940	13,418	13,585	14,088	14,255
46	9,536	9,703	10,014	10,181	10,512	10,679	11,043	11,210	11,593	11,760	12,162	12,329	12,773	12,940	13,418	13,585	14,088	14,255	14,798	14,965
47	10,014	10,181	10,512	10,679	11,043	11,210	11,593	11,760	12,162	12,329	12,773	12,940	13,418	13,585	14,088	14,255	14,798	14,965	15,538	15,705
48	10,512	10,679	11,043	11,210	11,593	11,760	12,162	12,329	12,773	12,940	13,418	13,585	14,088	14,255	14,798	14,965	15,538	15,705	16,312	16,479
49	11,043	11,210	11,593	11,760	12,162	12,329	12,773	12,940	13,418	13,585	14,088	14,255	14,798	14,965	15,538	15,705	16,312	16,479	17,130	17,297
50	11,593	11,760	12,162	12,329	12,773	12,940	13,418	13,585	14,088	14,255	14,798	14,965	15,538	15,705	16,312	16,479	17,130	17,297	17,985	18,152
51	12,162	12,329	12,773	12,940	13,418	13,585	14,088	14,255	14,798	14,965	15,538	15,705	16,312	16,479	17,130	17,297	17,985	18,152	18,885	19,052
52	12,773	12,940	13,418	13,585	14,088	14,255	14,798	14,965	15,538	15,705	16,312	16,479	17,130	17,297	17,985	18,152	18,885	19,052	19,830	19,997

**CLARK COUNTY SCHOOL DISTRICT**  
**Fiscal Year 2025 -- School Administrators and Professional-Technical Employees Base Salary Schedule**  
**Annual Salaries for 12-MONTH Employees (plus \$2,000 per annum for Doctorate)**  
**Salary Increase of 3%**

STEP	COLUMN 																			
	A	A1	B	B1	C	C1	D	D1	E	E1	F	F1	G	G1	H	H1	I	I1	J	J1
36	70,356	72,356	73,800	75,800	77,592	79,592	81,360	83,360	85,380	87,380	89,760	91,760	94,188	96,188	98,952	100,952	103,944	105,944	109,152	111,152
37	73,800	75,800	77,592	79,592	81,360	83,360	85,380	87,380	89,760	91,760	94,188	96,188	98,952	100,952	103,944	105,944	109,152	111,152	114,432	116,432
38	77,592	79,592	81,360	83,360	85,380	87,380	89,760	91,760	94,188	96,188	98,952	100,952	103,944	105,944	109,152	111,152	114,432	116,432	120,168	122,168
39	81,360	83,360	85,380	87,380	89,760	91,760	94,188	96,188	98,952	100,952	103,944	105,944	109,152	111,152	114,432	116,432	120,168	122,168	126,144	128,144
40	85,380	87,380	89,760	91,760	94,188	96,188	98,952	100,952	103,944	105,944	109,152	111,152	114,432	116,432	120,168	122,168	126,144	128,144	132,516	134,516
41	89,760	91,760	94,188	96,188	98,952	100,952	103,944	105,944	109,152	111,152	114,432	116,432	120,168	122,168	126,144	128,144	132,516	134,516	139,116	141,116
42	94,188	96,188	98,952	100,952	103,944	105,944	109,152	111,152	114,432	116,432	120,168	122,168	126,144	128,144	132,516	134,516	139,116	141,116	145,944	147,944
43	98,952	100,952	103,944	105,944	109,152	111,152	114,432	116,432	120,168	122,168	126,144	128,144	132,516	134,516	139,116	141,116	145,944	147,944	153,276	155,276
44	103,944	105,944	109,152	111,152	114,432	116,432	120,168	122,168	126,144	128,144	132,516	134,516	139,116	141,116	145,944	147,944	153,276	155,276	161,016	163,016
45	109,152	111,152	114,432	116,432	120,168	122,168	126,144	128,144	132,516	134,516	139,116	141,116	145,944	147,944	153,276	155,276	161,016	163,016	169,056	171,056
46	114,432	116,432	120,168	122,168	126,144	128,144	132,516	134,516	139,116	141,116	145,944	147,944	153,276	155,276	161,016	163,016	169,056	171,056	177,576	179,576
47	120,168	122,168	126,144	128,144	132,516	134,516	139,116	141,116	145,944	147,944	153,276	155,276	161,016	163,016	169,056	171,056	177,576	179,576	186,456	188,456
48	126,144	128,144	132,516	134,516	139,116	141,116	145,944	147,944	153,276	155,276	161,016	163,016	169,056	171,056	177,576	179,576	186,456	188,456	195,744	197,744
49	132,516	134,516	139,116	141,116	145,944	147,944	153,276	155,276	161,016	163,016	169,056	171,056	177,576	179,576	186,456	188,456	195,744	197,744	205,560	207,560
50	139,116	141,116	145,944	147,944	153,276	155,276	161,016	163,016	169,056	171,056	177,576	179,576	186,456	188,456	195,744	197,744	205,560	207,560	215,820	217,820
51	145,944	147,944	153,276	155,276	161,016	163,016	169,056	171,056	177,576	179,576	186,456	188,456	195,744	197,744	205,560	207,560	215,820	217,820	226,620	228,620
52	153,276	155,276	161,016	163,016	169,056	171,056	177,576	179,576	186,456	188,456	195,744	197,744	205,560	207,560	215,820	217,820	226,620	228,620	237,960	239,960

**CLARK COUNTY SCHOOL DISTRICT**  
**Fiscal Year 2025 -- School Administrators and Professional-Technical Employees Base Salary Schedule**  
**Annual Salaries for 11-MONTH Employees (plus \$2,000 per annum for Doctorate)**  
**Salary Increase of 3%**

STEP	COLUMN 																			
	A	A1	B	B1	C	C1	D	D1	E	E1	F	F1	G	G1	H	H1	I	I1	J	J1
36	64,493	66,493	67,650	69,650	71,126	73,126	74,580	76,580	78,265	80,265	82,280	84,280	86,339	88,339	90,706	92,706	95,282	97,282	100,056	102,056
37	67,650	69,650	71,126	73,126	74,580	76,580	78,265	80,265	82,280	84,280	86,339	88,339	90,706	92,706	95,282	97,282	100,056	102,056	104,896	106,896
38	71,126	73,126	74,580	76,580	78,265	80,265	82,280	84,280	86,339	88,339	90,706	92,706	95,282	97,282	100,056	102,056	104,896	106,896	110,154	112,154
39	74,580	76,580	78,265	80,265	82,280	84,280	86,339	88,339	90,706	92,706	95,282	97,282	100,056	102,056	104,896	106,896	110,154	112,154	115,632	117,632
40	78,265	80,265	82,280	84,280	86,339	88,339	90,706	92,706	95,282	97,282	100,056	102,056	104,896	106,896	110,154	112,154	115,632	117,632	121,473	123,473
41	82,280	84,280	86,339	88,339	90,706	92,706	95,282	97,282	100,056	102,056	104,896	106,896	110,154	112,154	115,632	117,632	121,473	123,473	127,523	129,523
42	86,339	88,339	90,706	92,706	95,282	97,282	100,056	102,056	104,896	106,896	110,154	112,154	115,632	117,632	121,473	123,473	127,523	129,523	133,782	135,782
43	90,706	92,706	95,282	97,282	100,056	102,056	104,896	106,896	110,154	112,154	115,632	117,632	121,473	123,473	127,523	129,523	133,782	135,782	140,503	142,503
44	95,282	97,282	100,056	102,056	104,896	106,896	110,154	112,154	115,632	117,632	121,473	123,473	127,523	129,523	133,782	135,782	140,503	142,503	147,598	149,598
45	100,056	102,056	104,896	106,896	110,154	112,154	115,632	117,632	121,473	123,473	127,523	129,523	133,782	135,782	140,503	142,503	147,598	149,598	154,968	156,968
46	104,896	106,896	110,154	112,154	115,632	117,632	121,473	123,473	127,523	129,523	133,782	135,782	140,503	142,503	147,598	149,598	154,968	156,968	162,778	164,778
47	110,154	112,154	115,632	117,632	121,473	123,473	127,523	129,523	133,782	135,782	140,503	142,503	147,598	149,598	154,968	156,968	162,778	164,778	170,918	172,918
48	115,632	117,632	121,473	123,473	127,523	129,523	133,782	135,782	140,503	142,503	147,598	149,598	154,968	156,968	162,778	164,778	170,918	172,918	179,432	181,432
49	121,473	123,473	127,523	129,523	133,782	135,782	140,503	142,503	147,598	149,598	154,968	156,968	162,778	164,778	170,918	172,918	179,432	181,432	188,430	190,430
50	127,523	129,523	133,782	135,782	140,503	142,503	147,598	149,598	154,968	156,968	162,778	164,778	170,918	172,918	179,432	181,432	188,430	190,430	197,835	199,835
51	133,782	135,782	140,503	142,503	147,598	149,598	154,968	156,968	162,778	164,778	170,918	172,918	179,432	181,432	188,430	190,430	197,835	199,835	207,735	209,735
52	140,503	142,503	147,598	149,598	154,968	156,968	162,778	164,778	170,918	172,918	179,432	181,432	188,430	190,430	197,835	199,835	207,735	209,735	218,130	220,130