


# *Infinite Campus*



## *CAMPUS PARENT/STUDENT - MOBILE APP USER GUIDE*

## TABLE OF CONTENTS

<b>CAMPUS PARENT – CAMPUS STUDENT – MOBILE APP .....</b>	<b>3</b>
MOBILE APP .....	3
<i>Log In to the Mobile App</i> .....	3
<i>Login screen for Campus Parent/Campus Student</i> .....	4
SETTINGS .....	4
<i>Settings &gt; Account Settings</i> .....	5
<i>Settings &gt; Contact Preferences (Phone Numbers &amp; Email Addresses)</i> .....	6
<i>Settings &gt; Current Devices</i> .....	7
<i>Settings &gt; Notification Setting</i> .....	8
NOTIFICATION .....	8
SELECTING A STUDENT .....	8
AVAILABLE TOOLS .....	9
<i>Message Center</i> .....	9
<i>Today</i> .....	10
<i>Calendar</i> .....	11
<i>Assignments</i> .....	13
<i>Grades</i> .....	14
<i>Grade Book Updates</i> .....	15
<i>Attendance</i> .....	15
<i>Schedule</i> .....	16
<i>Academic Plan</i> .....	16
<i>Fees</i> .....	17
<i>Documents</i> .....	17
MORE .....	19
<i>Address Information (Household Phone Number)</i> .....	19
<i>Assessments</i> .....	20
<i>Health – Parents Only</i> .....	20
<i>Important Dates</i> .....	20
<i>Lockers – Campus Student Only</i> .....	20
<i>Cafeteria Balance</i> .....	20
<i>Online Registration – Parents only</i> .....	20
<i>Quick Links</i> .....	20

## CAMPUS PARENT/CAMPUS STUDENT – MOBILE APP

Campus Parent/Campus Student and the Mobile App are available to help parents and students more effectively monitor student progress. They provide detailed, real-time information including: Calendar, Assignments, Grades, Grade Book Updates, Attendance, Schedule, Academic Plan, Health (Immunizations Only), Fees/Payments, Reports, District/School Notices, Cafeteria Balance, and School Meals Application.

Use your existing user name and password to access Campus Parent or Campus Student, and/or the Mobile App.

### Mobile App

The new mobile applications, Campus Student (for students) and Campus Parent (for parents) can be downloaded from Google Play or the Apple App Store. In the search field, enter either “**Campus Parent**” or “**Campus Student**” to find the application.



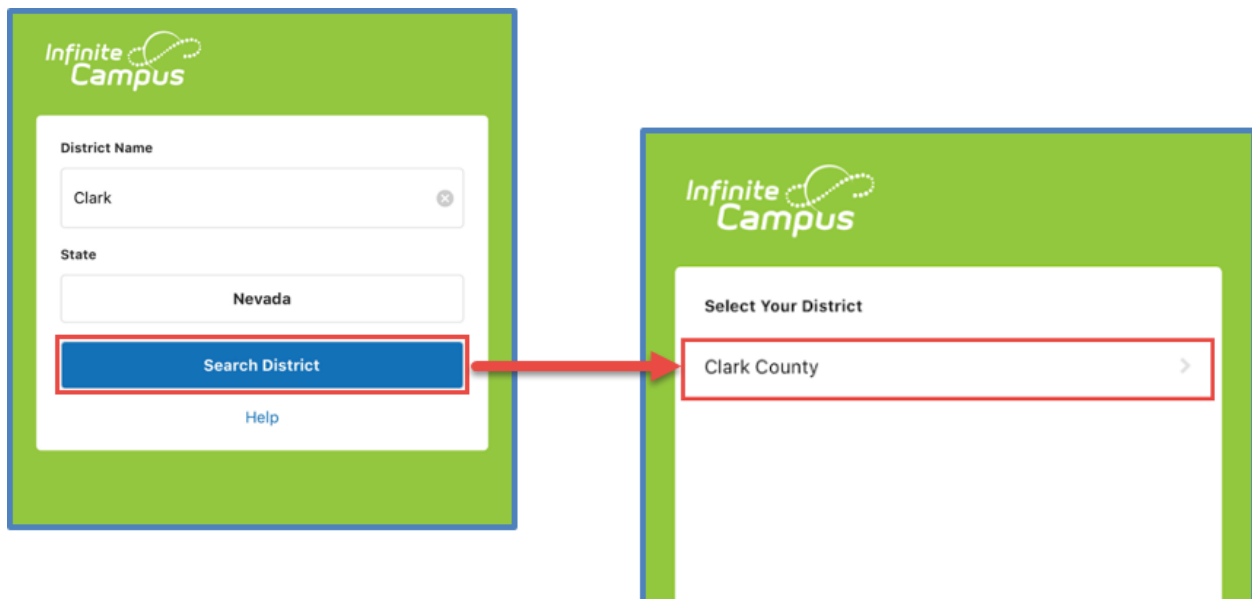
**Campus Parent**



**Campus Student**

### Log In to the Mobile App

When logging in to the mobile app, type “**Clark**” into the District Name field, and select **Nevada** in the State field. Once you click on the **Search District** button, select **Clark County** District.

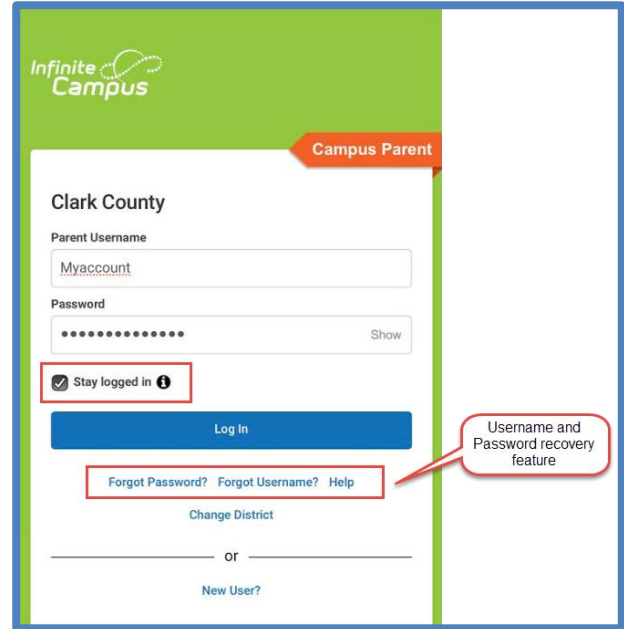


## Login screen for Campus Parent/Campus Student

Whether you are logging in to the mobile app or on the web, you will need to enter your **Username/Password** and click **Log In**.

**Note:** In the mobile app, there is a checkbox to **Stay logged in**. When using this feature, you will not need to log in each time you access the mobile app.

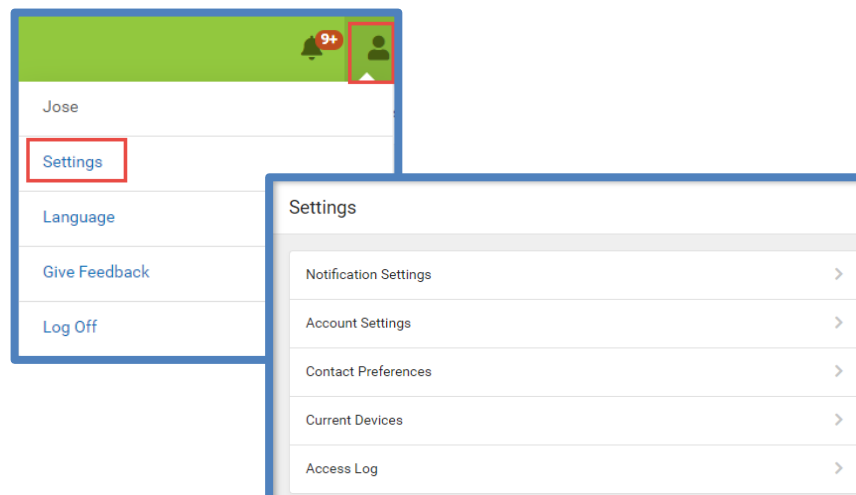
To utilize the **Forgot Username** (parents and students) and **Forgot Password** (parents only) recovery links, you must set up your Account Security Email in the Account Settings tool. Please see the Password section below for more information regarding password reset. If you need assistance, you may contact your child's school Campus Liaison or the Portal Help Desk at [portalsupport@nv.ccsd.net](mailto:portalsupport@nv.ccsd.net) OR **702-799-PORT (7678)**.



## Settings

To access Settings, click on the **User Menu** (Silhouette Icon) in the upper right corner, and select **Settings**.

Within the settings menu, you have the ability to update your Account Settings, Contact Preferences, Current Devices, and Notification Settings.



## Settings > Account Settings

The **Account Settings** allow users to update their Account Security Email or change their password (parents only).

Account Settings

Account Security Email  
[Redacted]@nv.ccsd.net

Password  
\*\*\*\*\*

Locate the Account Settings by clicking on the **User Menu** (Silhouette Icon) in the upper right corner, then select **Settings**, and click **Account Settings**.

### Account Security Email

Campus Parent/Student users have the ability to update (change) the Account Security Email within the Account Settings tool. The system will email recovery instructions to the Account Security Email address when using the **Forgot Username** recovery link on the Campus Parent/Student login page.

Upon updating the Account Security Email, the system will ask that you confirm the new email account by clicking on the confirmation link sent to the new email inbox.

< Back

Account Settings

Account Security Email  
[Redacted]@NV.CCSD.NET

Unconfirmed Account Security Email  
[Redacted]@ad.ccsd.net

Email has been saved but has not been confirmed. Please check your inbox and click on the confirmation link sent to you to confirm your email account for use

Please confirm your Infinite Campus User Account email address

**ic-no-reply@interact.ccsd.net**  
Fri 5/8

Please click on the link below to validate your Infinite Campus User Account email address:  
<https://campus.ccsd.net/campus/unique-link/PTHWXF?appName=clark>

## Password

Campus Parent Users have the ability to update (change) their account password within the Account Settings tool. The system will email recovery instructions to the Account Security Email address when using the recovery link **Forgot Password** on the Campus Parent login page. When creating [strong passwords](#), parents should include a mix of letters, punctuation, symbols, and numbers to make them more secure.

Current students have the option to reset their password by visiting <https://myaccount.ccsd.net>. Click on the **Reset Your Password or Retrieve Your Current CCSD Standard ID (Active Directory)** button and follow the appropriate steps. Please visit <https://stutech.ccsd.net> for more information.

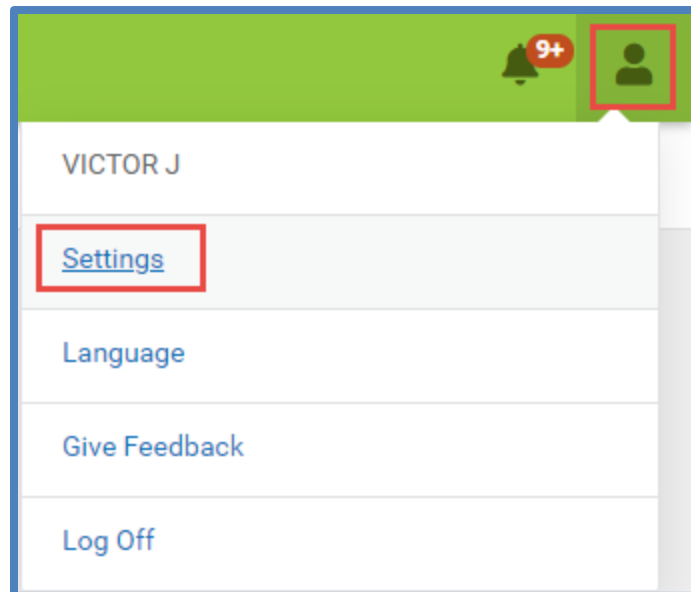
## Settings > Contact Preferences (Phone Numbers & Email Addresses)

Parents and students can manage their personal contact information, including Cell Phone, Work Phone, Other Phone, and Email Address. When you update, the changes will go directly into Campus and school personnel will have the most current information.

Parents and students can also manage their contact preferences by selecting the desired language, when you receive messages, and how you receive that message. Currently, CCSD is only using email contacts.

To update contact preferences:

- ✚ Select the **User Menu** (Silhouette Icon) on the top right hand corner
- ✚ Select **Settings**, then select **Contact Preferences**



Enter the contact information for the current user such as phone numbers, email addresses, and language preference and click **Save**.

**Note:** The Household Phone Number can be updated by navigating to Index > More > Address Information.

Back

Contact Preferences

Cell Phone  
(702)123-2020x\_\_\_\_\_

Work Phone  
(702)123-0202x\_\_\_\_\_

Other Phone  
( )- -X\_\_\_\_\_

Email Address  
parent@gmail.com

Secondary Email Address  
user@example.com

Preferred Language  
Your district may send some communications in languages other than English. If you prefer to be contacted in a different language, please specify your preferred language.  
US English

Message Preferences  
For each notification type, select how you prefer to receive messages by checking Voice, Text (SMS), or Email.  
If the Text (SMS) option is enabled, message and data rates may apply. Charges are dependent on your service plan, which may include fees from your carrier to send and receive text messages. To opt out, uncheck the Text (SMS) box at any time.

Email

PRIMARY EMAIL ADDRESS PARENT@GMAIL.COM	EMAIL
Priority	<input type="checkbox"/>
Attendance	<input type="checkbox"/>
General	<input type="checkbox"/>
Teacher	<input type="checkbox"/>
Behavior Messenger	<input type="checkbox"/>
Emergency	<input type="checkbox"/>
Staff	<input type="checkbox"/>

Save

## Settings > Current Devices

**Current Devices** allows parents and students to view mobile devices that are currently logged in to their account using the mobile app. This tool allows users to remotely log out of a mobile device, which is helpful if you lose your device and want to log out of the application so that no one else can access information.

From the **User Menu**, select **Settings**, then select **Current Devices**, and a list of devices logged in to Campus Parent/Student or the mobile app will appear. Click **Log Off**.

Current Devices

Devices currently logged in to the mobile app.

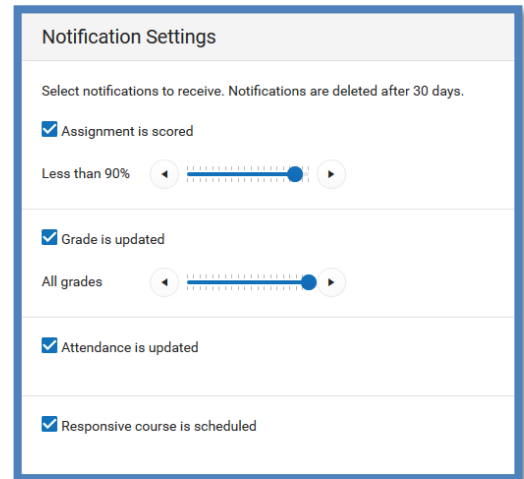
**Apple iPhone 8 Plus**  
Last used:

Log Off

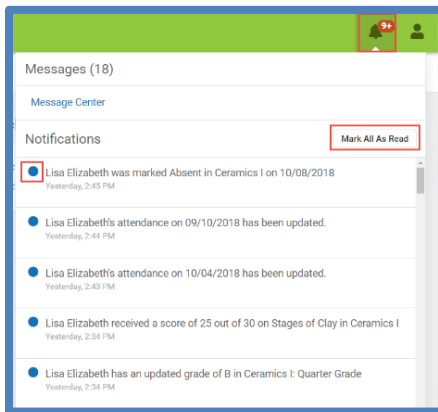
## Settings > Notification Setting

This tool allows users to opt out of receiving specific kinds of notifications and establishes thresholds for those they want to receive. For example, you can set thresholds to receive notifications when a grade or score falls below the selected percentage.

Click on the **User Menu** (Silhouette Icon) in the upper right corner, then select **Settings**, and click **Notification Settings**.



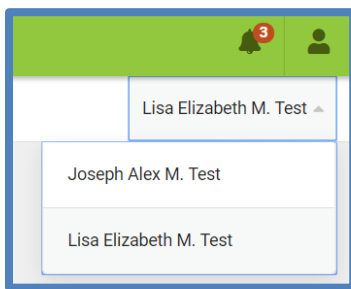
## Notification



Click on the **Notifications** drop-down list (Bell icon), in the upper right corner, to see a list of notifications. Click on each notification to "Mark as Read", or use the **Mark All As Read** button.

**Note:** Using the **Mark All As Read** button will only remove the blue dot on new notifications but will not delete the notification.

## Selecting a Student



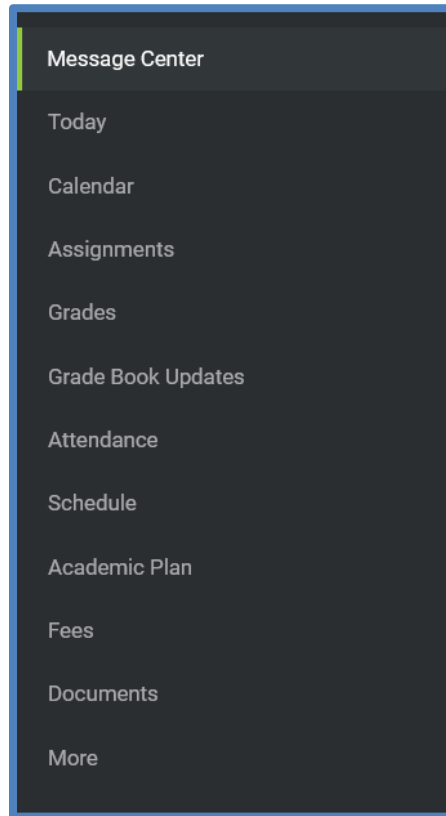
To view information for a specific child (student), click the drop-down list in the upper right corner.

The drop-down list only appears when you select specific tools, such as: Assignments, Attendance, Grades, Grade Book Update, Schedule, etc.



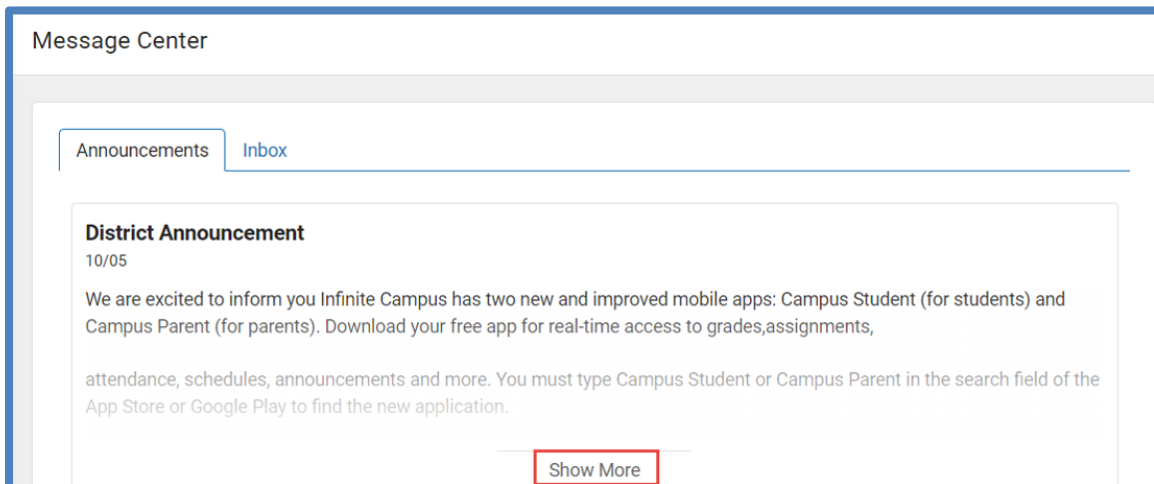
## Available Tools

Below is a list of the tools available through all three applications:

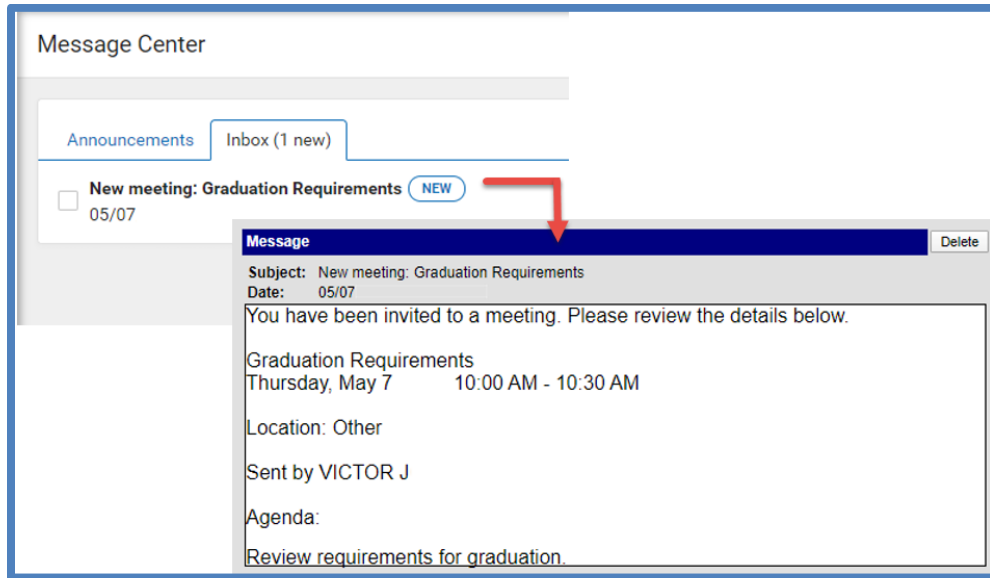


## Message Center

The Message Center includes announcements posted from the school or at the district level. Announcements display based on the timeline set by the creator and cannot be deleted or archived. Click the **Show More** button to display additional text for longer announcements.



Additionally, the **Inbox** displays messages sent, including those from teachers.



	<p><b>Note:</b> You may see messages posted on the login screen, as well.</p>
---	---

### Today

This tool shows the selected student's schedule for the current day and lists any assignments due today or tomorrow.

The schedule shows the times of the period during the day and the student's course, with the teacher's name and room assigned.

This assignment list covers all of the student's courses including those that may not meet on the current day. Click on the **assignment** or the **course name** to view details.

Today Thursday, May 7

Joseph Alex Michael Test  
Student Number  
Grade 10

Assignments Due Today  
No assignments.

Assignments Due Tomorrow  
No assignments.

District HS  
Q4 (03/09 - 05/20)

01	English 10 H 7:00 AM - 7:40 AM	JORRIN, V Rm: B8-C5
02	Algebra II H 7:45 AM - 8:30 AM	JORRIN, V Rm: B8-C5
03	AP World History 8:35 AM - 9:15 AM	JORRIN, V Rm: B8-C5
04	PE II 9:20 AM - 10:00 AM	JORRIN, V Rm: B8-C5
05	Spanish I 10:05 AM - 11:00 AM	JORRIN, V Rm: B8-C5

0 Items in Cart  
\$0.00  
My Cart  
My Accounts

## Calendar

This tool collects the selected student's assignments for the week in a simple, single page overview.

Toggle the Assignments Weekly View by selecting the small calendar icon on the top right.

Navigate to other weeks by selecting a week on the calendar.

Assignments Schedule Attendance

May 2019

Su	Mo	Tu	We	Th	Fr	Sa
			1	2	3	4
5	6	7	8	9	10	11
12	13	14	15	16	17	18
19	20	21	22	23	24	25
26	27	28	29	30	31	

June 2019

Weekly View

Monday 05/13  
No assignments.

Tuesday 05/14  
Expressions assignment  
Algebra II 14/15 (93.33%)

Wednesday 05/15  
No assignments.

Thursday 05/16  
Similar triangles  
Algebra II

Friday 05/17 (TODAY)  
No assignments.

In the Weekly View, you will see assignments for the week and scores. Assignments display for the calendar day on which they are due.

Flagged assignments, such as missing assignments, are also shown. Scored assignments show the points possible, if applicable, or the percentage or rubric score earned.

Click on the **assignment** or the **course name** to show the details page.

**Monday 05/13**  
No assignments.

**Tuesday 05/14**  
Expressions assignment 14/15 (93.33%) >  
Algebra II

**Wednesday 05/15**  
No assignments.

**Thursday 05/16 TODAY**  
Similar triangles >  
Algebra II

**Friday 05/17**  
No assignments.

**Details page**  
Similar triangles  
Algebra II  
Assigned 05/15 Due Yesterday  
Score Info  
Score Not scored yet Total Points 15

The **Schedule** mode contains student schedule information for the selected day.

Assignments Schedule Attendance

Dec 2019  
Feb  
Mar  
Apr  
May  
Jun  
Jul  
Aug  
Sep  
Oct

**May** TODAY  
Su Mo Tu We Th Fr Sa  
5 6 7 8 9 10 11  
12 13 14 15 16 17 18  
19 20 21 22 23 24 25  
26 27 28 29 30 31

June 2019

East CTA HS  
DAY: A  
01 Algebra II 7:00 AM - 8:25 AM PENA, APRIL G Rm: 502 Start: 05/03/2019  
03 Biology H 8:30 AM - 9:55 AM FERNANDEZ, AGRIPINA C Rm: 903 Start: 05/03/2019  
05 Marketing I 9:55 AM - 11:55 AM DEMAIO, GEOFFREY G Rm: 817 Start: 05/03/2019

Selecting the **Attendance** mode will show any attendance data for the selected day.

Assignments Schedule Attendance

Dec 2019  
Feb  
Mar  
Apr  
May  
Jun  
Jul  
Aug  
Sep  
Oct

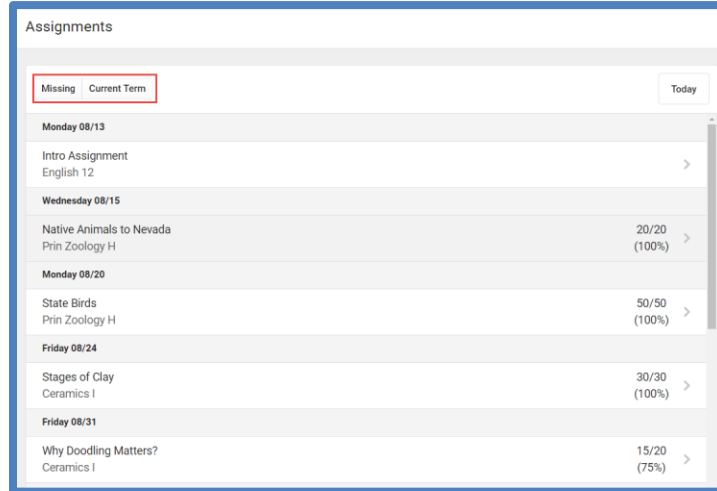
**May** TODAY  
Su Mo Tu We Th Fr Sa  
5 6 7 8 9 10 11  
12 13 14 15 16 17 18  
19 20 21 22 23 24 25  
26 27 28 29 30 31

June 2019

East CTA HS  
05 Marketing I Early Checkout EARLY RELEASE EXCUSED

## Assignments

This tool collects all of a student's assignments with the focus on today; click on the specific **assignment** to view details and scroll to see previous and future assignments.



Use the **Missing** and **Current Term** buttons at the top to filter assignments.



## Grades

This tool shows all of the grades earned by the selected student for all tasks (such as semester grades) and standards. Posted grades display in bold, with In-Progress grades indicated as “In-progress.” The student’s Cumulative GPA also displays at the top of the Grades tab, if enabled.

Where the grey arrow displays for a task or standard, click the **task** to view the categories that contribute to the grade. Expand categories to view all included assignments. Click **assignments** to view details.

Grades that are part of a composite or rollup grading setup are indicated.

The screenshot shows the 'Grades' interface. At the top, it displays 'Cumulative GPA: 2.05'. Below this is a list of courses. The 'English 10' course is selected, showing a 'Progress' of 'B' and a 'Term Grade' of 'A'. A red box highlights a right-pointing arrow next to the 'Term Grade' 'A'. A red arrow points from the text 'Detail Page' to a pop-up window titled 'English 10'. This window shows a 'Back' button and a list of assignments with their scores and due dates:

Assignment	Score	Percentage
(1) Term Grade	A	
Homework	112/130	(86.15%)
Book Review 1	10/10	(100%)
Final Assessment Banned Book Project	7/10	(70%)
BBP OLA	8/10	(80%)

You can also view the Grading Scale or Rubric. Select the specific grade, and click the blue icon on the Detail Page.

The screenshot shows the 'Ceramics I' course detail page. It displays '(Q2) Quarter Grade' and a grade of 'B In-progress'. A red box highlights a blue information icon (i) next to the grade. A red arrow points from this icon to the 'Grading Key' table below.

Grading Key

GRADE	MIN PERCENT
A	90.0
B	80.0
C	70.0
D	60.0
F	0.0

Click **Close** to close the Grading Key view.

## Grade Book Updates

This tool lists all of the assignments scored or updated in the last 14 days. Click on the **assignment** or the **course name** to view details.

Grade Book Updates		
Recent Updates		
Oceans Box Project Prin Zoology H	30/50 (60%)	>
<span>LATE</span> <span>TURNED IN</span>		
Extra Credit - Donate Zoology or Animal Books Prin Zoology H	Multiple Scores	>
Native Animals to Nevada Prin Zoology H	20/20 (100%)	>
State Birds Prin Zoology H	50/50 (100%)	>

## Attendance

This tool lists the absences, tardies and early releases for attendance taking periods in the selected term. Navigate between terms using the option at the top.

Click on a **period** to view details. On the detail page, absences, tardies, and early releases are divided by type (excused, unexcused, exempt, or unknown), with all absences, tardies and early releases listed.

When recorded attendance is via present minutes, this attendance screen displays the total Present Time and Expected Time by section. Click on a **section** to view the Time In, Time Out, and Present Time recorded by date.

Q2 (10/15 - 12/21)				< Previous	<input type="radio"/> Current	Next >
COURSE	ABSENT	TARDY	EARLY RELEASE			
Ceramics I	4	0	0	>		
Painting I	1	0	1	>		
Prin Zoology H	4	0	1	>		
Student Aide	4	0	0			

Detail Page

Ceramics I			
	ABSENT	TARDY	EARLY RELEASE
Excused	0	0	0
Unexcused	4	0	0
Exempt	0	0	0
Unknown	0	0	0

Absences	
11/05/2018 - Absent Unexcused	
10/30/2018 - Absent Unexcused	
10/24/2018 - Absent Unexcused	
10/16/2018 - Absent Unexcused	

## Schedule

This tool shows the student's schedule for each term, including any day rotations. Schedules shown are for the whole year, all terms, and all of the student's enrollments.

Each schedule includes the times of the periods during the day and the student's courses, with the teacher's name and room assigned. If a day rotation is in place, the day is indicated in the top right corner of the schedule. Click on the **course name** to view details.

The screenshot shows a 'Schedule' page for 'District HS' in 'Q1 (08/13 - 10/12)'. A table lists five periods with course names, teacher names, and room numbers. A red box highlights navigation buttons: '< Previous', 'Current', and 'Next >'. A red arrow points from the 'Ceramics I' course name in the table to a 'Detail Page' for that course. The detail page shows teacher information (SPRENGERT, MARY F), course-section number (70550001 - 2), period (03), room (B8-C5), and upcoming assignments (Clay Molding in Ceramics I).

## Academic Plan

This tool displays the student's assigned Academic Program and the courses the student has planned to take in each school year. Students can add courses to their plan, and print their **Course Plan** from here.

**Note:** View the Academic Plan on a larger device, if possible.

When first accessing the Academic Planner, select and/or verify an **Academic Plan** from the drop-down list. Also select the desired **Post Grad Location** (where you are going to attend college) and your **Post Grad Plans**. Click the **Next** button to view the student's Course Plan.

The screenshot shows the 'Academic Plan' interface. On the left, there are dropdown menus for 'Choose an Academic Plan' (set to '10+ College and Career Ready Diploma') and 'Post Grad Location' (set to 'In-State'). A 'Next' button is visible. On the right, a 'Course Plan Report' is shown for 'English (2.0 / 4.0)'. It displays a grid of courses for grades 9 through 12, with columns for '1.0 / 1.0', '0.0 / 1.0', and '0.0 / 6.0'. Some cells contain course codes like '101000M1 English 9 - 0.5' and '10305001 English 10 - 0.5', while others are locked or disabled for editing.



## Fees

This tool provides a list of all fees assigned to a student/child. Fees that are still owed, have been paid, or were voided appear on the list, followed by the ongoing balance for these fees.

There is also a **School Year** drop-down list to view fees assigned to the student for a specific school year. Use the **Student** drop-down list to see specific information for each student/child.

Fees

Person: All | School Year: [ ] | Type: Unpaid

Total Due: \$80.00

DESCRIPTION	DUE DATE	PERSON	FEE BALANCE
NVLA-CBE Spanish	01/17	Test, Joseph Alex M	10.00 <a href="#">Add to Cart</a>
NVLA-Summer Course Fee	05/31	Test, Joseph Alex M	70.00 <a href="#">Add to Cart</a>
Subtotal			80.00

0 Items in Cart \$0.00  
My Cart  
My Accounts

## Documents

This tool collects files relevant to the student, including learning documents such as a PDF version of the student's schedule, progress report, report cards, unofficial transcripts, and Academic Plan Progress Report. Click on an entry to view the file as a PDF.

Documents

- Report Card**
  - Secondary Progress Report >
  - Secondary Report Card >
- Schedule**
  - Student Schedule >
- Transcript**
  - Custom Unofficial Transcript >
- Other** (Documents not related to a specific school year)
  - Academic Progress
    - Academic Plan Progress Report >

## Academic Plan Progress Report

- To print a copy of the Progress Report of the selected Academic Program, click the **Academic Plan Progress Report** button.
- Choose which program to print the progress, select to print a **Summary** or a **Detail** of the progress, and click **Generate Report**.
- The Summary Report includes information on the student's assigned graduation program, their on-track status, and the student's progress.
- The Detail Report includes all of the information in the summary report, plus the information on the specifics of the requirement, and allows the selection of credit type details, course requirement details, test requirement details and compound requirement details.

### Academic Plan Progress Report

Report Options

This report will display the student's progress toward completion of an Academic Plan.

View progress toward Graduation or Academic Program \*

18+ College and Career Ready Diploma (Graduation) ▼

Report Type \*

Summary

Detail

Report Format \*

PDF

DOCX

acadPlanProgressBatch.fop - Google Chrome

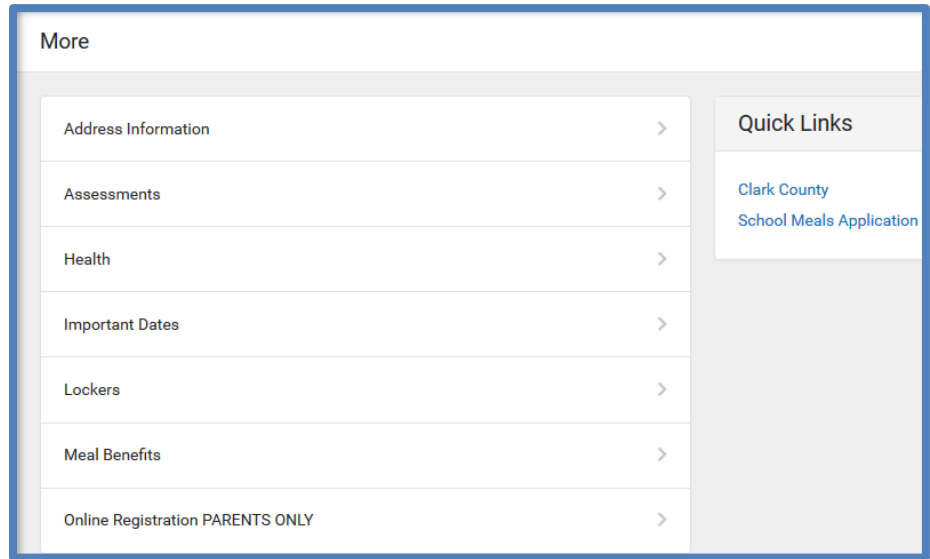
18-19 East Career and Technical Academy HS (624)		Academic Plan Progress Report Man, Iron						
6705 Vegas Valley Dr, Las Vegas NV 89142 Generated on 05/20/2019 03:47:59 PM Page 1 of 1		Grade: 09 Student Number: 12268270 Program: 17+ Standard Diploma (Graduation) Counselor:						
* Asterisks indicate student does not meet requirement								
Credit Type	09	10	11	12	Credit Status		Overflow	Total
					ER	IP		
English	0.5 / 1.0	0.0 / 1.0	0.0 / 1.0	0.0 / 1.0	0.0	0.5		*0.5 / 4.0
Mathematics	0.5 / 1.0	0.0 / 1.0	0.0 / 1.0	0.0 / 1.0	0.0	0.5		*0.5 / 3.0
Science	0.5 / 1.0	0.0 / 1.0			0.0	0.5		*0.5 / 2.0
Writ/Hist/Geo/Hum (S1)		0.0 / 0.5			0.0			*0.0 / 0.5
Writ/Hist/Geo/Hum (S2)		0.0 / 0.5			0.0			*0.0 / 0.5
US History (S1)			0.0 / 0.5		0.0			*0.0 / 0.5
US History (S2)			0.0 / 0.5		0.0			*0.0 / 0.5
US Gov (S1)				0.0 / 0.5	0.0			*0.0 / 0.5
US Gov (S2)				0.0 / 0.5	0.0			*0.0 / 0.5
Physical Ed	0.5 / 1.0	0.0 / 1.0			0.0	0.5		*0.5 / 2.0
Health Ed	0.0 / 0.5				0.0			*0.0 / 0.5
Use of Computers	0.0 / 0.5				0.0			*0.0 / 0.5
Electives	0.5 / 1.0	0.0 / 1.0	0.0 / 3.0	0.0 / 2.5	0.0	0.5	0.5	*1.0 / 7.5
Arts/Hum/CTE	0.5 / 0.0				0.0	0.5	-0.5	0.0 / 0.0
<b>Total</b>	<b>3.0 / 6.0</b>	<b>0.0 / 6.0</b>	<b>0.0 / 6.0</b>	<b>0.0 / 4.5</b>	<b>0.0</b>	<b>3.0</b>		<b>*3.0 / 22.5</b>

Test Requirements	Evaluation Criteria	Progress
College & Career Readiness (ACT Composite or Sub Score) - one score displays	One test score is at or above Scale: 0.000	Scale: 16.000
College & Career Readiness (ACT Writing)	One test score is at or above Scale: 0.000	* _____

## More




This tool displays the following:



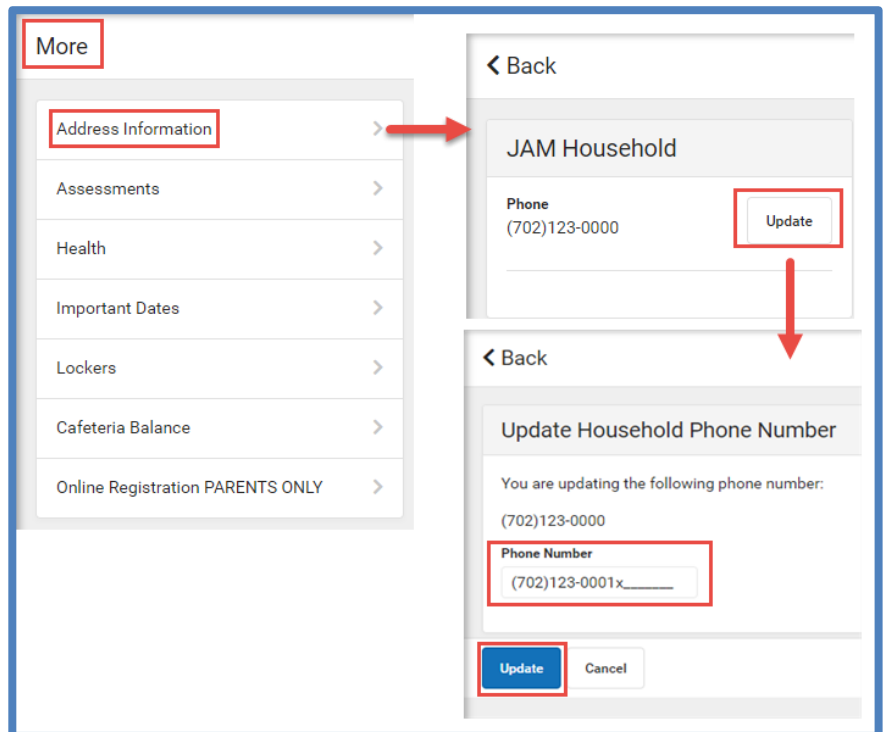
## Address Information (Household Phone Number)

Address information for the students in the household. Parents have the ability to change their household phone number here but will need to contact the school in order to change the household address.

To update the household phone number:

-  Select the **Update** button
-  Enter the updated household phone number
-  Select the **Update** button on the bottom

**Note:** The current user's contact preferences (phone numbers and email addresses) can be updated by navigating to **User Menu** (Silhouette icon) > **Settings** > **Contact Preferences**.



## *Assessments*

Lists the student's test scores for state, national and district tests.

## *Health – Parents Only*

Immunization information will display.

## *Important Dates*

Lists holidays, late starts, and other school calendar events.

## *Lockers – Campus Student Only*

This tool provides locker location and the combination, if enabled.

## *Cafeteria Balance*

This tool shows cafeteria balances.

## *Online Registration – Parents only*

A link to the Online Registration application for the current school year.

## *Quick Links*

Displays the website for the District.

School Meals Application, if available.